



STATEMENT OF APPROVED BUDGET, UTILIZATIONS, DISBURSEMENTS AND BALANCES
As of the Quarter Ending March 31, 2019

Department : Department of Health (DOH)
Agency : Office of the Secretary
Operating Unit : Southern Isabela General Hospital
Organization Code (UACS) : 130011400026
Report Status : SUBMITTED

Particulars	UACS CODE	Approved Budget			Budget Utilization					Disbursements				Balances			
		Approved Budgeted Revenue	Adjustments(Additions, Reductions, Realignments)	Adjusted Budgeted Revenue	1st Quarter Ending March 31	2nd Quarter Ending March 31	3rd Quarter Ending March 31	4th Quarter Ending March 31	Total	1st Quarter Ending March 31	2nd Quarter Ending March 31	3rd Quarter Ending March 31	4th Quarter Ending March 31	Total	Unutilized Budget	Unpaid Utilizations	
				5=[3+(-)4]	6	7	8	9	10=(6+7+8+9)	11	12	13	14	15=(11+12+13+14)	16=(5-10)	17	18
I. Agency Approved Budget	0	0	0	0	0	0	0	0	0	0	0	0	0	0	0	0	0
Drugs and Medicines Revolving Funds Operations	06207533 3000000000000000	72,200,000.00	0	72,200,000.00	23,957,275.20	0	0	0	23,957,275.20	1,683,056.80	0	0	0	1,683,056.80	48,242,724.80	0	22,274,218.40
DO : Access to curative and rehabilitative health care services improved	3200000000000000	72,200,000.00	0	72,200,000.00	23,957,275.20	0	0	0	23,957,275.20	1,683,056.80	0	0	0	1,683,056.80	48,242,724.80	0	22,274,218.40
HEALTH FACILITIES OPERATION PROGRAM	3201000000000000	72,200,000.00	0	72,200,000.00	23,957,275.20	0	0	0	23,957,275.20	1,683,056.80	0	0	0	1,683,056.80	48,242,724.80	0	22,274,218.40
CURATIVE HEALTH CARE SUB-PROGRAM	3201010000000000	72,200,000.00	0	72,200,000.00	23,957,275.20	0	0	0	23,957,275.20	1,683,056.80	0	0	0	1,683,056.80	48,242,724.80	0	22,274,218.40
Operations of DOH Regional Hospitals and Other Health Facilities	320101100003000	72,200,000.00	0	72,200,000.00	23,957,275.20	0	0	0	23,957,275.20	1,683,056.80	0	0	0	1,683,056.80	48,242,724.80	0	22,274,218.40
MOOE	0	72,200,000.00	0	72,200,000.00	23,957,275.20	0	0	0	23,957,275.20	1,683,056.80	0	0	0	1,683,056.80	48,242,724.80	0	22,274,218.40
GRAND TOTAL	0	72,200,000.00	0	72,200,000.00	23,957,275.20	0	0	0	23,957,275.20	1,683,056.80	0	0	0	1,683,056.80	48,242,724.80	0	22,274,218.40
PS	0	0	0	0	0	0	0	0	0	0	0	0	0	0	0	0	0
MOOE	0	72,200,000.00	0	72,200,000.00	23,957,275.20	0	0	0	23,957,275.20	1,683,056.80	0	0	0	1,683,056.80	48,242,724.80	0	22,274,218.40
Fin Ex	0	0	0	0	0	0	0	0	0	0	0	0	0	0	0	0	0
CO	0	0	0	0	0	0	0	0	0	0	0	0	0	0	0	0	0


This report was generated using the Unified Reporting System on 22/04/2019 10:30

Certified Correct:

Jose, Eleanor
Agency Budget Officer

Certified Correct:

Morales, Majal Margret
Agency Chief Accountant

Recommended By:

Eresmas, Riena Jo
Agency Supervising Administrative Officer


Approved By:

Costales, Jose Ildefonso
Head of agency or Authorized Representative

STATEMENT OF APPROVED BUDGET, UTILIZATIONS, DISBURSEMENTS AND BALANCES
As of the Quarter Ending March 31, 2019


Department : Department of Health (DOH)
Agency : Office of the Secretary
Operating Unit : Southern Isabela General Hospital
Organization Code (UACS) : 130011400026
Report Status : SUBMITTED


Particulars	UACS CODE	Approved Budget			Budget Utilization					Disbursements				Balances			
		Approved Budgeted Revenue	Adjustments(Additions, Reductions)	Adjusted Budgeted Revenue	1st Quarter Ending March 31	2nd Quarter Ending March	3rd Quarter Ending March	4th Quarter Ending March	Total	1st Quarter Ending March 31	2nd Quarter Ending March	3rd Quarter Ending March	4th Quarter Ending March	Total	Unutilized Budget	Unpaid Utilizations	
		3	4	5=[3+(-)4]	6	7	8	9	10=(6+7+8+9)	11	12	13	14	15=(11+12+13+14)	16=(5-10)	17	18
Agency Approved Budget		0	0	0	0	0	0	0	0	0	0	0	0	0	0	0	0
Internally Generated Income	05206441	266,311,557.01	0	266,311,557.01	101,700,795.38	0	0	0	101,700,795.38	23,813,607.05	0	0	0	23,813,607.05	164,610,761.63	0	77,887,188.33
Operations	3000000000000000	266,311,557.01	0	266,311,557.01	101,700,795.38	0	0	0	101,700,795.38	23,813,607.05	0	0	0	23,813,607.05	164,610,761.63	0	77,887,188.33
OO : Access to curative and rehabilitative health care services improved	3200000000000000	266,311,557.01	0	266,311,557.01	101,700,795.38	0	0	0	101,700,795.38	23,813,607.05	0	0	0	23,813,607.05	164,610,761.63	0	77,887,188.33
HEALTH FACILITIES OPERATION PROGRAM	3201000000000000	266,311,557.01	0	266,311,557.01	101,700,795.38	0	0	0	101,700,795.38	23,813,607.05	0	0	0	23,813,607.05	164,610,761.63	0	77,887,188.33
CURATIVE HEALTH CARE SUB-PROGRAM	3201010000000000	266,311,557.01	0	266,311,557.01	101,700,795.38	0	0	0	101,700,795.38	23,813,607.05	0	0	0	23,813,607.05	164,610,761.63	0	77,887,188.33
Operations of DOH Regional Hospitals and Other Health Facilities	320101100003000	266,311,557.01	0	266,311,557.01	101,700,795.38	0	0	0	101,700,795.38	23,813,607.05	0	0	0	23,813,607.05	164,610,761.63	0	77,887,188.33
MOOE		224,858,667.76	0	224,858,667.76	100,802,885.62	0	0	0	100,802,885.62	23,637,707.05	0	0	0	23,637,707.05	124,055,782.14	0	77,165,178.57
CO		41,452,889.25	0	41,452,889.25	897,909.76	0	0	0	897,909.76	175,900.00	0	0	0	175,900.00	40,554,979.49	0	722,009.76
GRAND TOTAL		266,311,557.01	0	266,311,557.01	101,700,795.38	0	0	0	101,700,795.38	23,813,607.05	0	0	0	23,813,607.05	164,610,761.63	0	77,887,188.33
PS		0	0	0	0	0	0	0	0	0	0	0	0	0	0	0	0
MOOE		224,858,667.76	0	224,858,667.76	100,802,885.62	0	0	0	100,802,885.62	23,637,707.05	0	0	0	23,637,707.05	124,055,782.14	0	77,165,178.57
Fin Ex		0	0	0	0	0	0	0	0	0	0	0	0	0	0	0	0
CO		41,452,889.25	0	41,452,889.25	897,909.76	0	0	0	897,909.76	175,900.00	0	0	0	175,900.00	40,554,979.49	0	722,009.76

This report was generated using the Unified Reporting System on 16/04/2019 10:47

Certified Correct: 
Jose, Eleazar
Agency Budget Officer

Certified Correct: 
Morales, Majal Margret
Agency Chief Accountant

Recommended By: 
Eresmas, Rena Jo
Agency Supervising Administrative Officer

Approved By: 
Morales, Jose Ildefonso
Head of agency or Authorized Representative